



BRIEFING



EVENT: MUGELLO

DATES: 29 September- 01 October



OFFICIALS DURING THE EVENT

RACE DIRECTOR – Alessandro Ferrari (ITA)

CHAIRMAN OF THE PANEL – Ronny Guarini

TECHNICAL DELEGATE – Boris Todorov



TIMETABLE V.3

FRIDAY – 29 SEPTEMBER – 10.45-11.25 - Free practice 1 - 14.55 -15.35 – Free practice 2

SATURDAY – 30 SEPTEMBER – 08.30 – 08.50 – Qualifying – 20' minutes

RACE 1 – 17 Laps – (MAX 30')

13.15 – Ready in Pre- grid

13.30 – PIT LANE OPEN

13.35 – PIT LANE CLOSED – 5' minutes board

13.37 - 3 'minutes board

13.39 – 1' minute board – Engine ON

13.39.45 – 15 seconds board – Green Flag – **Formation Lap**
Start

SUNDAY – 01 OCTOBER – RACE 2 – 17 LAPS – (MAX 30')

10.25 – Ready in Pre-Grid

10.45 – PIT LANE OPEN

10.50 – PIT LANE CLOSED – 5' minutes board

10.52 – 3' minutes board

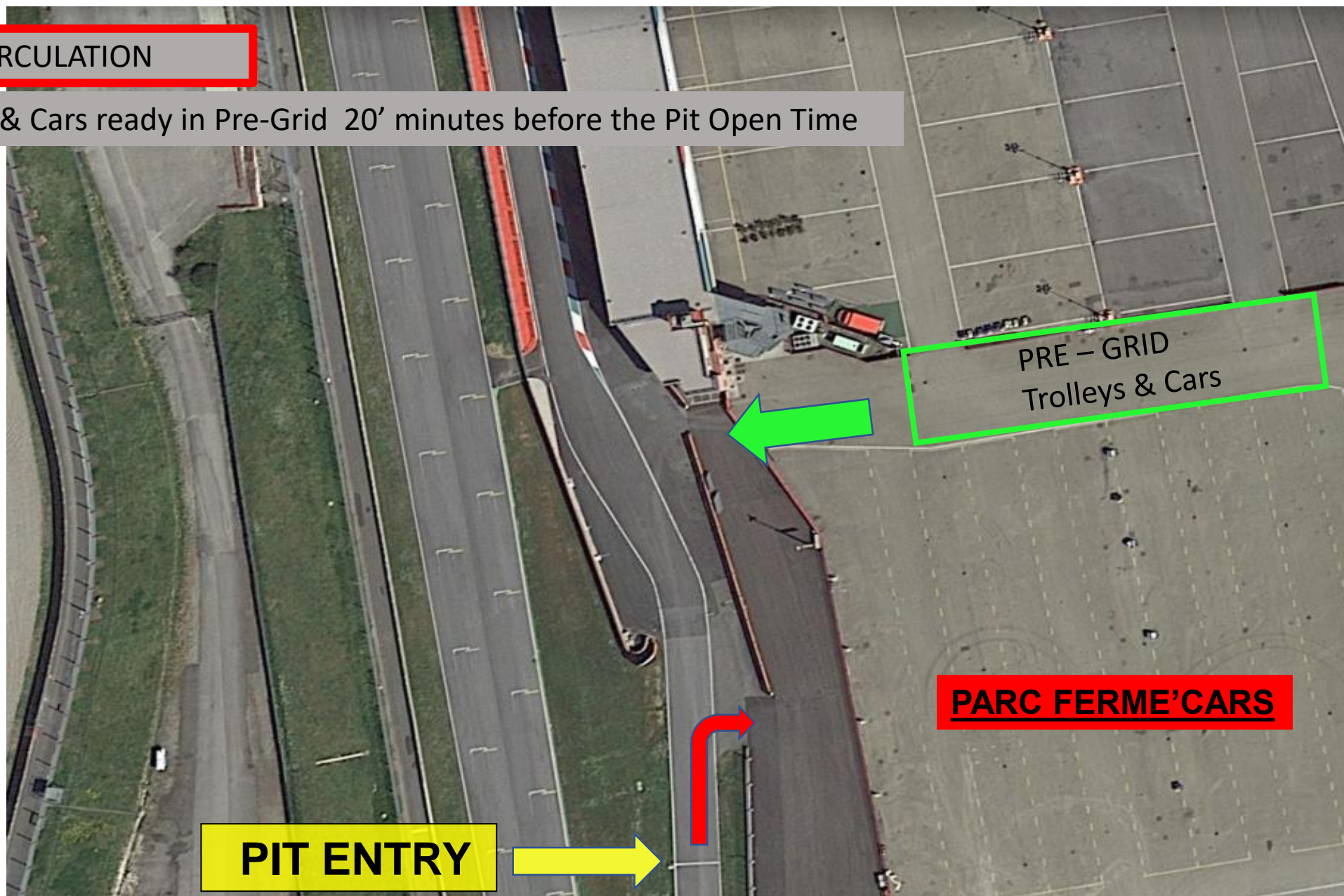
10.54 – 1' minute board – Engine ON

10.54.45 – 15 seconds board – Green Flag – **Formation Lap**
Start

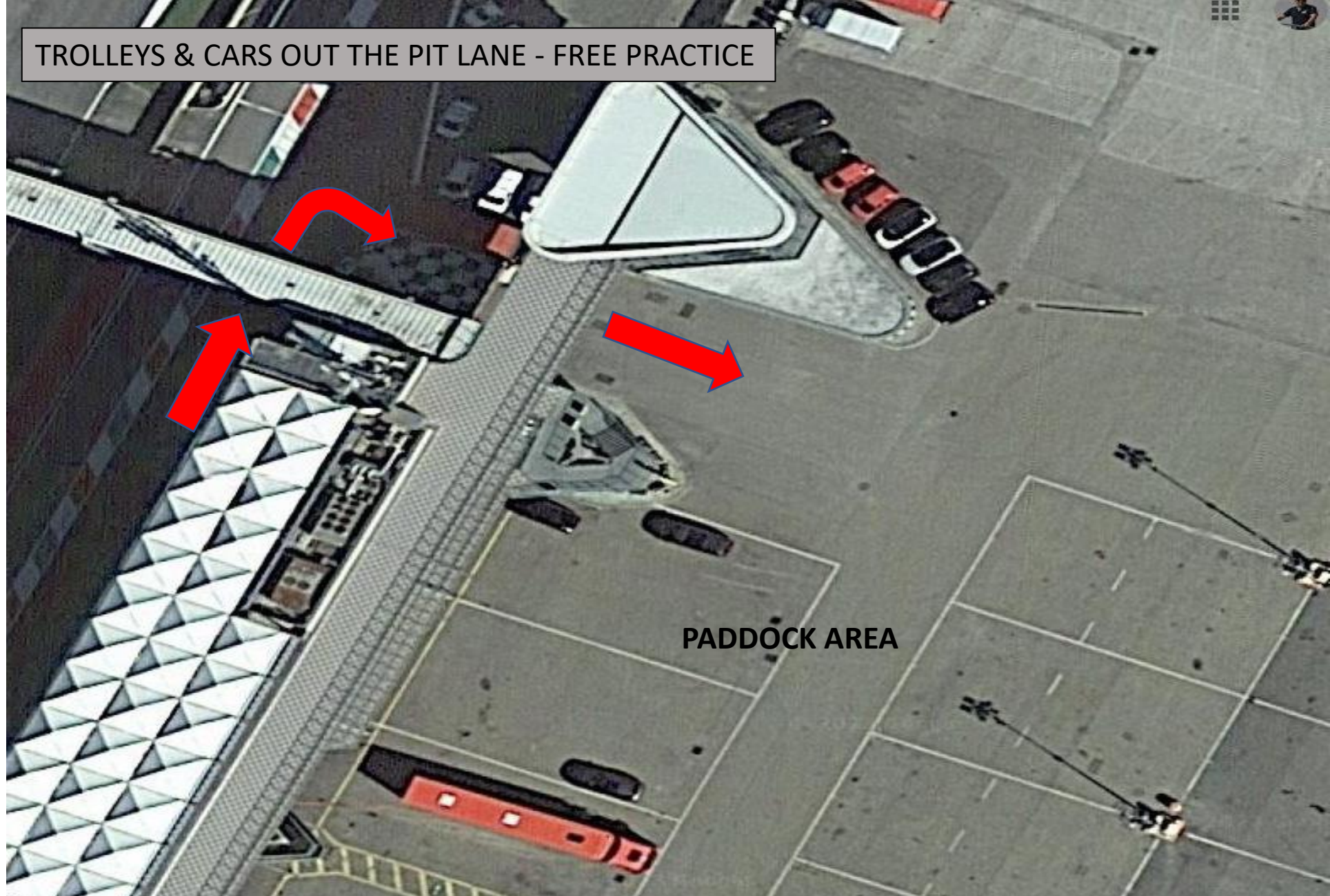
No laps through the pit lane are allowed

PIT LANE CIRCULATION

Trolleys & Cars ready in Pre-Grid 20' minutes before the Pit Open Time

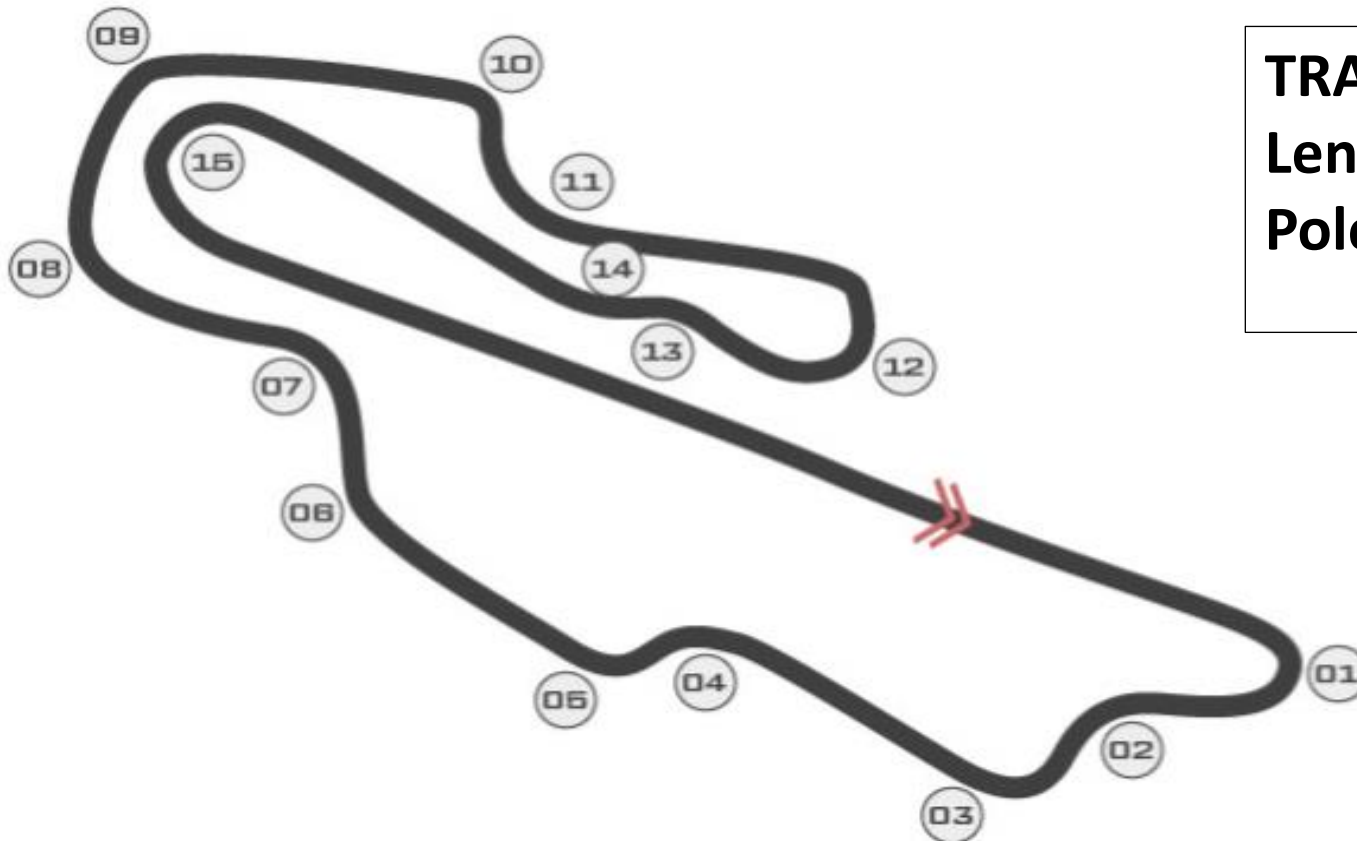


TROLLEYS & CARS OUT THE PIT LANE - FREE PRACTICE





TRACK MAP
Length 5245 meters
Pole Position – Right Side



mugello
CIRCUIT

START LINE




SPEED LIMIT- PIT ENTRY

mugello
CIRCUIT



PIT EXIT LIGHTS – PRACTICE START




SC LINE 1 & PIT ENTRY

mugello
CIRCUIT



SC LINE 2 & PIT EXIT WHITE LINE



OPENINGS TO SERVICE ROADS

mugello
CIRCUIT



PENALTY AREA – Near PIT EXIT RIGHT SIDE

mugello
CIRCUIT



RACE DIRECTOR SIGNALING POST- RIGHT SIDE

mugello
CIRCUIT



PIT LANE RULES



- Maximum speed 60kph
- The tyres, guns and material are allowed in the inner lane of the pits the lap when the car is coming to pits.
- **ONCE THE CAR HAS LEFT THE GARAGE ALL REPAIRS MUST BE DONE IN THE INNER LANE**

During the starting procedure the inner lane must be free of any material



PIT STOP

mugello
CIRCUIT



FLAG SIGNALS



Chequered
End of race or practice session.



Yellow & Red Stripes
Slippery surface ahead.



Blue
To indicate that a quicker competitor is closing or trying to pass.



Black
Displayed with vehicle number on board to indicate driver must stop within one lap and report to the Clerk of the Course. A penalty of exclusion may be enforced.



Yellow
Danger, slow down sufficiently to ensure that full control of the vehicle can be retained. No overtaking.



Black with Orange Disc
Displayed with vehicle number on board to indicate mechanical problems of which the driver may be unaware. Driver must report to pits on the next lap.




Green
All clear, at the end of a danger area controlled by yellow flags. Also used to signal the start of a formation lap.



Black & White Diagonal
Shown with a number board to warn a driver his track conduct is causing concern



Red
Immediately cease driving at racing speed and proceed slowly, without overtaking, and with maximum caution to pits or startline. Be prepared to stop if track is blocked.



White
A service car or slow moving vehicle is on the circuit. The white flag will be waved to indicate the sector the slow moving vehicle is in,

mugello
CIRCUIT



SC



FCY



- Procedure to be used in Free practice ,Qualifying and Race : during the Race , before the restart , Race Control use the Safety Car
- All marshall posts with yellow flags and FCY boards

Reduce speed to 80 kph. **LAP TIME REFERENCE - 3.56.025**



- Keep the same gap to the car in the front and behind
- Overtaking is forbidden
- When the procedure ends all marshall posts will wave green flags



DRIVERS BEHAVIOUR DURING RESCUES

mugello
CIRCUIT





mugello
CIRCUIT



STARTING PROCEDURE



- Teams will receive the starting procedure before the race

No laps through the pit lane are allowed – if this changes teams will be informed on the starting procedure document or on the screen.

- Cars to go straight from the pit lane to the grid



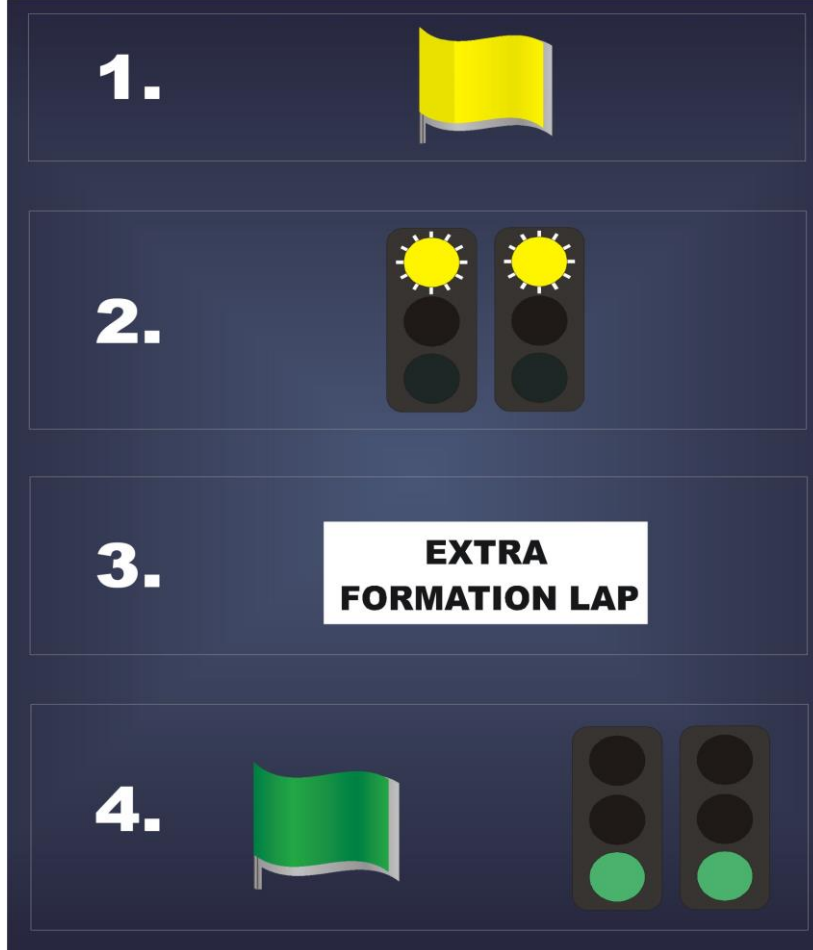
READY TO START



mugello
CIRCUIT



START ABORT



- In case of a problem raise your arms above your head to inform the marshals
- Yellow flags will be shown from that row to the end of the Grid
- Start may be aborted and we will go for an extra formation lap

The car will be pushed into the pit lane **RACE DISTANCE WILL BE REDUCED BY 1**

SAFETY CAR – Art 37 EFO SR

- Safety car procedure: yellow flags and SC boards in all marshal posts
- Overtaking is forbidden until you cross the finish line at the end of the procedure.
- SC turns off lights at T11-12. When the SC turns off lights all signalling will be removed and a green flag will be displayed at the finish line. **Overtaking remain forbidden until you cross the finish line.**
- If it's deployed during the last lap, it will enter the pit lane and all the cars will take the chequered flag without overtaking.

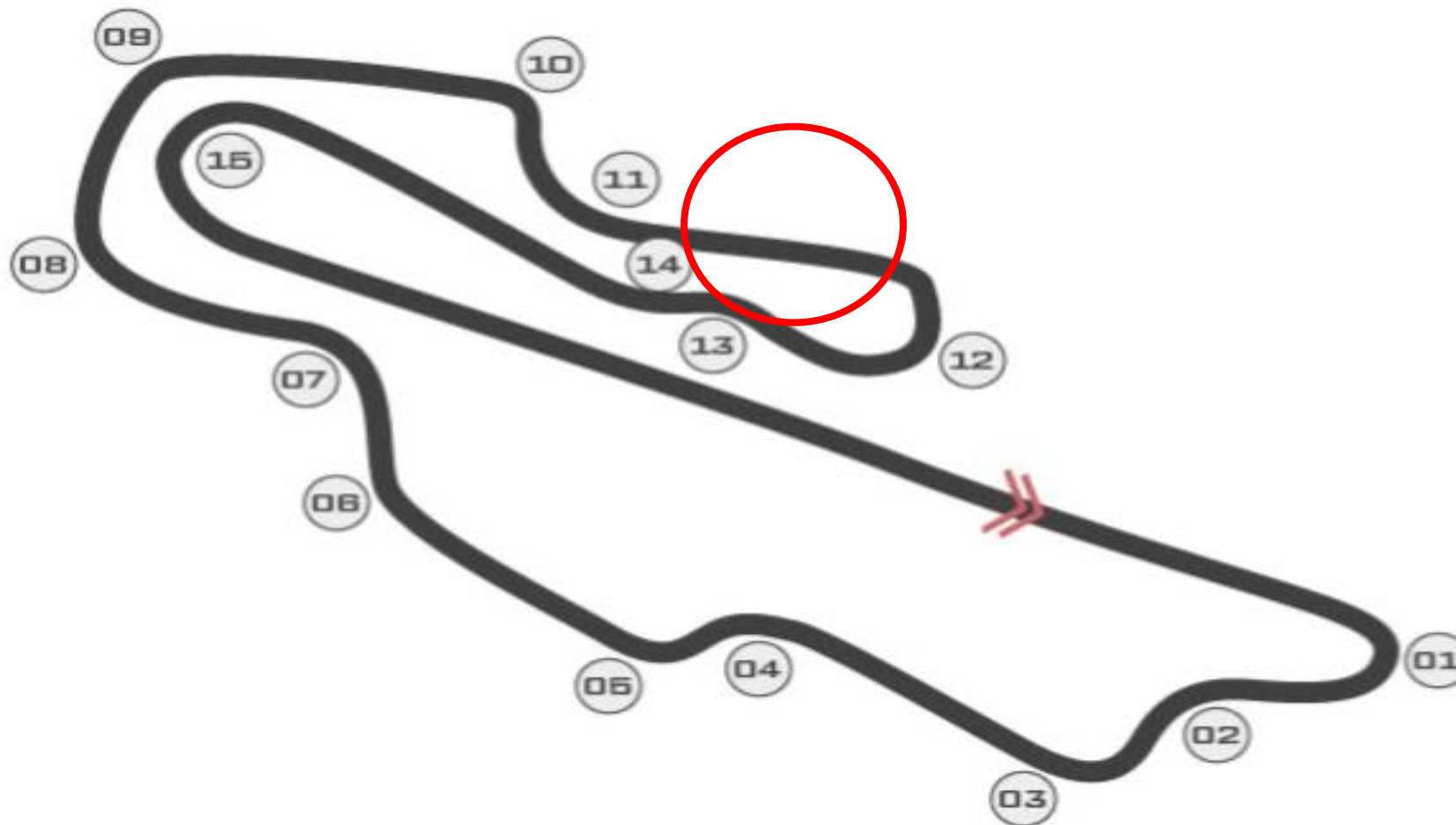


SAFETY CAR – Art 37 EFO SR



SAFETY CAR LIGHTS OFF – TURN 11-12

mugello
CIRCUIT



SAFETY CAR LIGHTS OFF – TURN 11



START THE RACE BEHIND SC – Art 38 EFO SR



- If we need to start the race behind de SC at the **5minute board** the SC willturn on lights and will remain on the grid
- With the green flag all cars will start the race following the SC, **the race time will start then**, no formation lap.
- All marshal posts will show yellow flags and SC boards.
- When the race director considers it's safe to do so we will go green in a normal SC restart (green flag on the finish line)



START THE RACE BEHIND SC – Art 38 EFO SR

mugello
CIRCUIT



RED FLAG SUSPENDING A RACE – Art 39 EFO SR



- If we need to suspend the race: all marshal posts will wave RED FLAGS
- Time remaining will stop
- Reduce your speed, overtaking is forbidden.
- All cars to the pit lane, stop in the fast lane in the order you arrive.
- Cars can be worked, the work must not impede the resumption of the race
- **REFUELING IS NOT ALLOWED**



RESUMING THE RACE BEHIND SC – Art 40 & 41 EFO SR



- If the race can be resumed we will do it behind the SC with a minimum 7' minute warning on the screens and messaging system.
- We will have 5' 3' 1' and 15'' boards at pit exit
- Cars between SC and the leader will be waved off after the 3' signal and they will join the line of cars behind the SC
- At the end of the lap, if everything is OK, we will restart with a green flag at the finish line (SC restart)



INFORMATION



It's possible cut the track near Savelli corner – Turn 7 only in free practice and qualifying but not during the race ; only for technical or safety reason you can use this part of the track during the race , but in this case, you must stop near the Box n.20 and you will receive a time penalty of 2' minutes added to the race time.

If you use this part of the track during the Formation Lap for the Races, you can start only from the Pit Lane after the start of the race.



mugello
CIRCUIT

